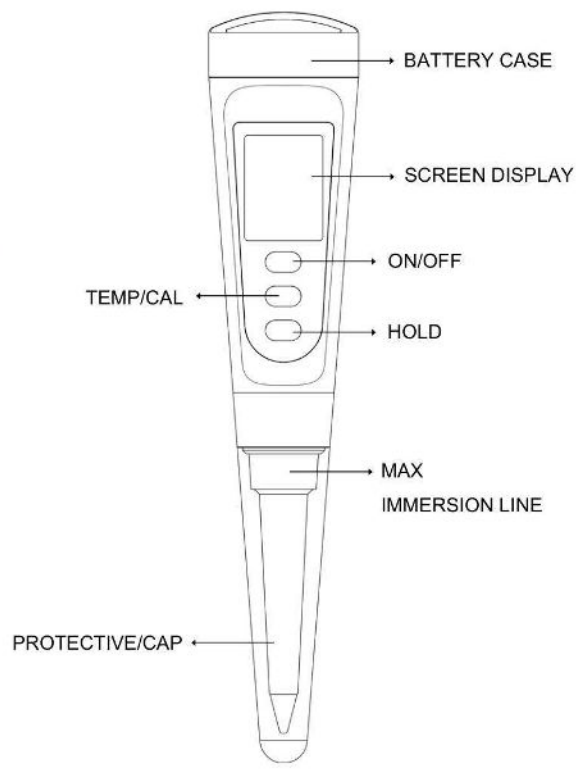


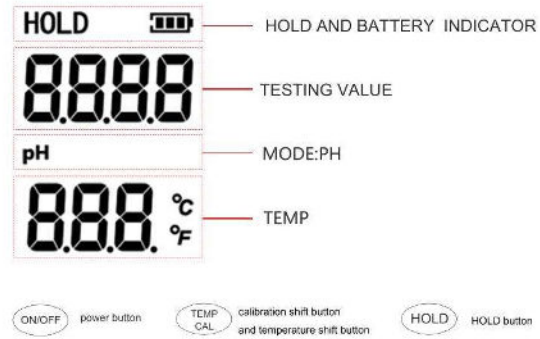
PH  
WATER QUALITY  
METER



1



SCREEN DISPLAY



2

SPECIFCATION

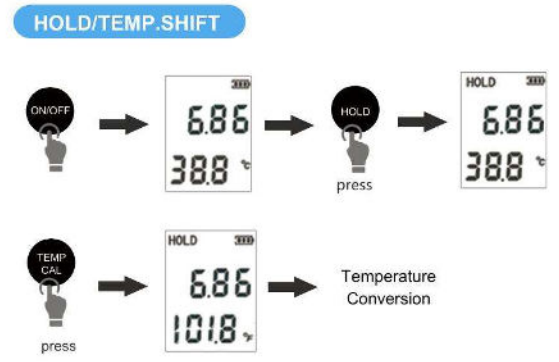
Parameters	PH-012
Range	0.00~14.00 pH
Resolution	0.01 pH
Accuracy	±0.1 pH
Temp Range	0-60℃/32-140℉
Calibration	three points automatic calibration
Battery	4*1.5V(LR44)
Dimension	Φ44*220mm
Weight	95±5g

USING STEPS

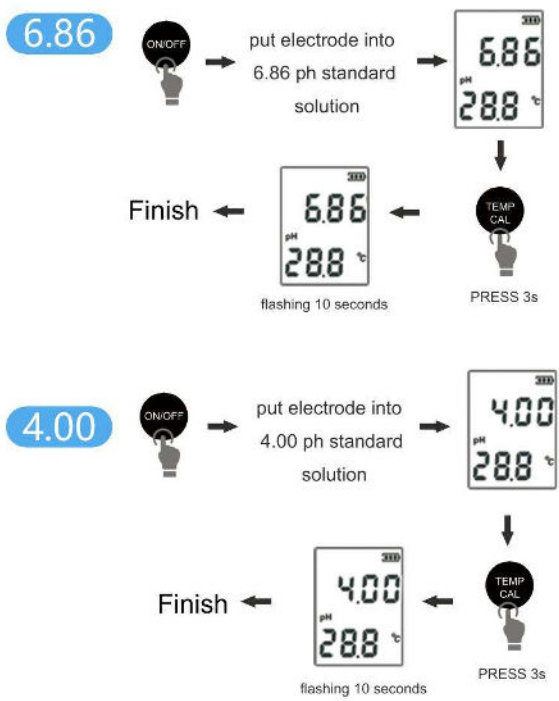
- 1.Remove the protective cap.
- 2.Turn the meter on by pressing the"ON/OFF" key.
3. Immerse the meter electrode in the test solution  
( immersion depth can not be over the immersion line)
- 4.Stir gently and wait until the reading stabilized.
- 5.if you need test temp , please long press "TEMP/CAL "button to get temp reading.
- 6.After finished ,clean the electrode with distilled water , turn the meter off by pressing the "ON/OFF" key.
7. Replace the protective cap after use.

3

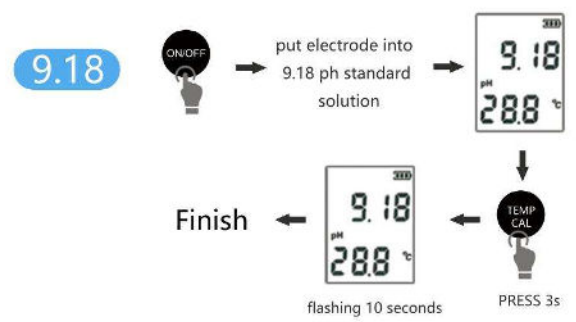
OPERATION



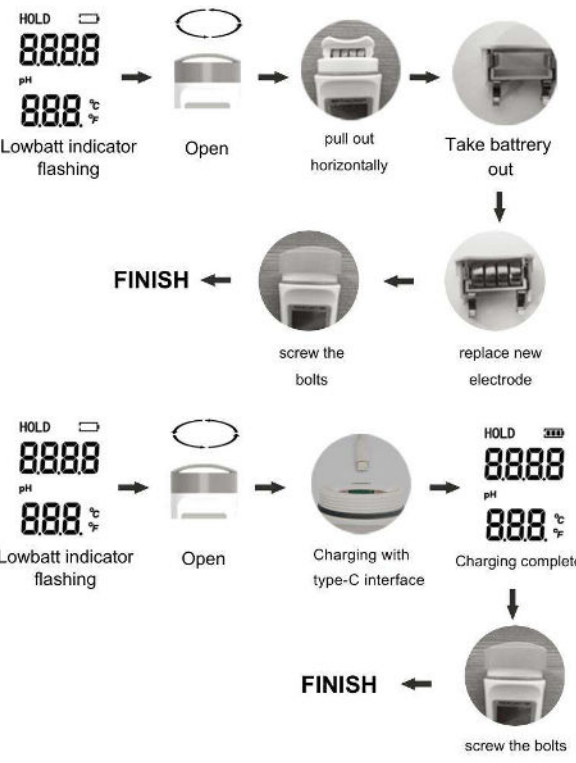
PH CALIBRATION



4



LOWBATT



5

PACKING LIST

- 1\*PH meter
- 2\*PH buffer powders
- 3\*English manual

ATTENTION

- 1.Glass electrode are fragile and should be avoided from colliding with sharp objects
- 2.Glass electrode should be kept clean after use
- 3.If electrode has been dried out,immerse it into distilled water for a few hours
- 4.If you calibrated the meter in the air or in wrong calibration solution,there will flash "Err" on the screen
- 5.When the tester is ON,the value is jumping in the air, which is a normal phenomenon
- 6.The product is modular design,if the probe is damaged, you can buy the probe for replacement
- 7.People should press the TEMP and HOLD buttons for 3 seconds at the same time to reset it, when the data is abnormal
- 8.Recalibration is required in the following conditions:
  - For a long time no use
  - The testing accuracy requirement is very high.

WARRANTY

- 1.The instrument is warranted to the purchaser for a year from the date of purchase if during these periods,repair or replacement of the instrument is required,Please return the instrument to either your dealer or to our office.the repair will be effected free of charge(Damage is not due to negligence or erroneous operation by the user)
- 2.Please provide purchase invoice or proof before returning your instrument back

6

70\*150mm